

Dane County African American Cancer Profile



MAY 2014



Carbone Cancer Center
UNIVERSITY OF WISCONSIN
SCHOOL OF MEDICINE AND PUBLIC HEALTH



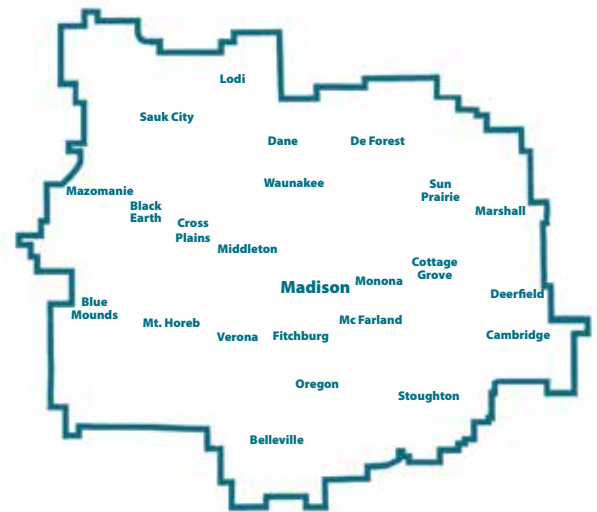
Dane County
African American
Cancer Outreach Project

Dane County African American Cancer Profile

Purpose: The *Dane County African American Cancer Profile* was developed to support community organizations and the Cancer Health Disparities Initiative of the University of Wisconsin Carbone Cancer Center in making informed decisions about cancer outreach and research in Dane County, Wisconsin. The profile will be used to support cancer prevention, screening and research projects conducted with community-based organizations and University of Wisconsin partners that seek to reduce disparities in the cancer burden experienced by African Americans in Dane County.

Background: The *Profile* compiles information about the determinants of cancer-related health in Dane County. We have used the World Health Organization's framework in which social determinants of health "result from circumstances in which people are born, grow up, live, work and age, and the systems in place to address illness. These circumstances are in turn shaped by a wider set of forces: economics, social policies, and politics."

The combined data in the *Profile* provides a snapshot of the cancer-related health of African Americans in Dane County and in turn inform community members, leaders and organizations about the health and wellness of their community. The vision for the *Profile* is to equip these groups with vital information for community-based initiatives. The authors wish to thank the Community Advisory Board of the Dane County African American Cancer Outreach Project as well as the organizational leaders serving the community who have reviewed this *Profile*.



For more information contact:

Erin Bailey
Community Outreach and Education Specialist
Cancer Health Disparities Initiative
UW Carbone Cancer Center
(608)890-3174
ebailey@uwcarbone.wisc.edu

Photography:

Laduma Nguyuzuza www.sugarfreephotography.com

Graphic Design:

Lois Bergerson, Media Solutions, SMPH, UW-Madison

Community organizations endorsing this report:

100 Black Men of Madison, Inc.
Alzheimer's & Dementia Alliance of Wisconsin
Dane County African American Cancer Outreach
Project Community Advisory Board

Data sources:

U.S. Census Bureau, American Community Survey
U.S. Census Bureau, American Fact Finder
Wisconsin Cancer Reporting System,
Wisconsin Department of Health Services,
Division of Public Health,
Office of Health Informatics

Wisconsin Interactive Statistics on Health (WISH),
Wisconsin Department of Health Services,
Division of Public Health, Office of Health Informatics

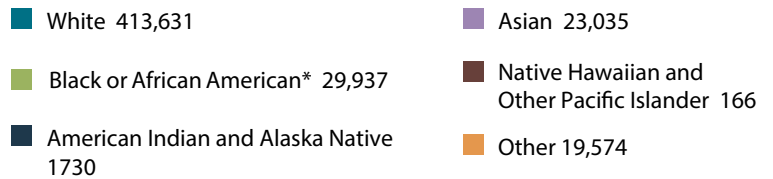
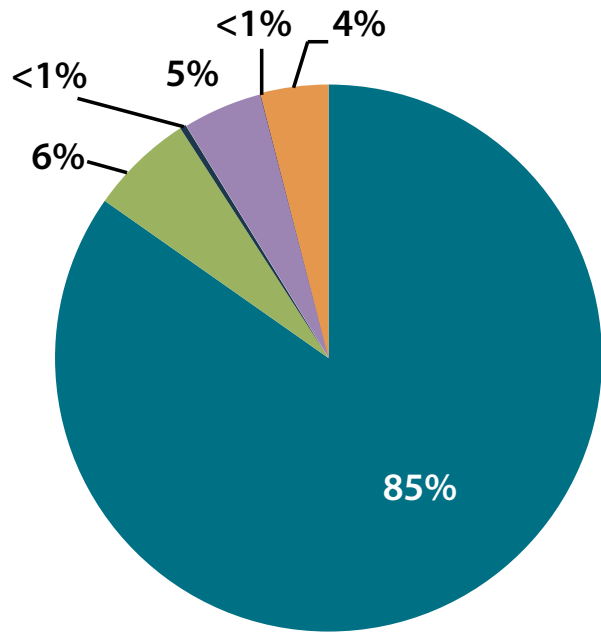
Population by Race, 2010

488,073 people live in Dane County.

413,631 White residents make up 85% of Dane County's total population.

29,937 African American* residents make up 6% of Dane County's total population.

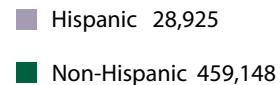
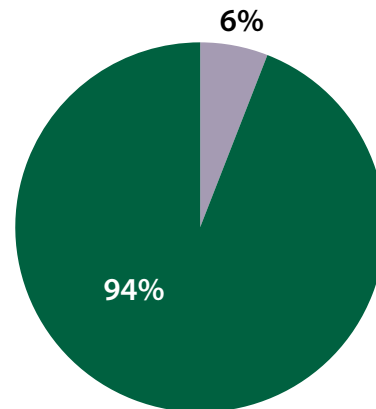
*Alone or in combination with another race



Population by Ethnicity, 2010

Most of Dane County residents are **Non-Hispanic (94%)**.

28,925 Hispanics make up **6%** of Dane County's total population

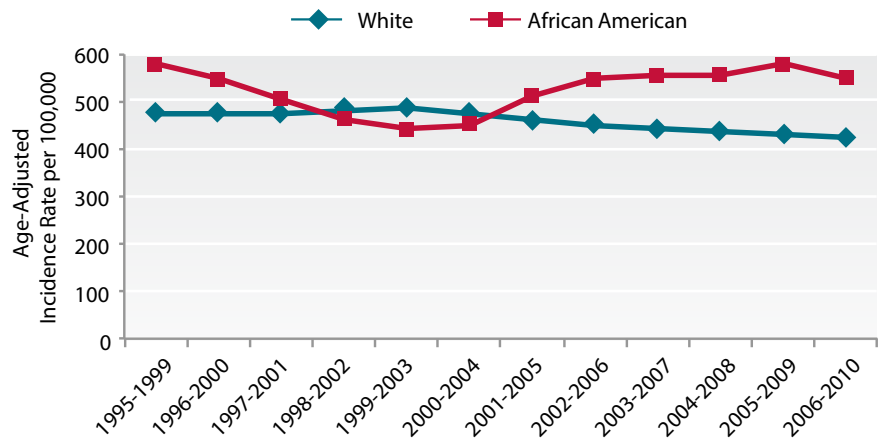


Overall Cancer Incidence Rate, 1995-2010

Over the last decade, the cancer incidence rate (new diagnoses per 100,000 people) for African Americans increased while the rate for Whites decreased.

In 2006-2010, African Americans were **30% more likely to be diagnosed with cancer** than Whites.

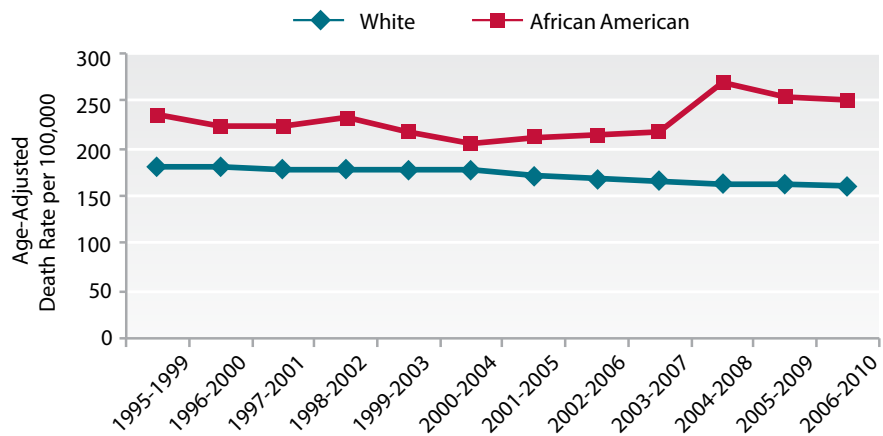
In 2001-2010, the **average age at cancer diagnosis** for African Americans in Dane County was **56** years old compared to **63** years old among Whites.



Overall Cancer Death Rate, 1995-2010

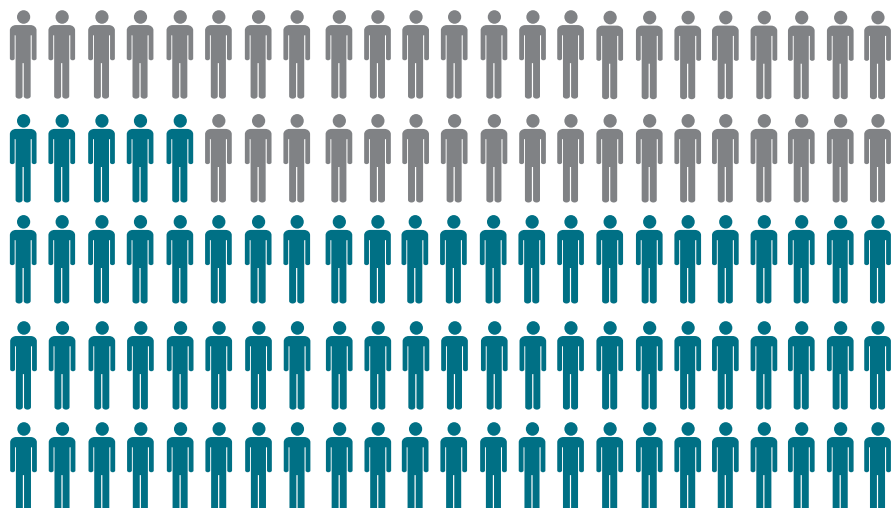
Over the last decade, the cancer death rate (deaths per 100,000 people) for African Americans increased while the rate for Whites decreased.

In 2006-2010, African Americans were **56% more likely to die from cancer** than Whites.



Excess African American Cancer Deaths, 2006-2010

During the period 2006-2010, there were **115** African American cancer deaths in Dane County. If African Americans had experienced the lower cancer death rates of Whites, **74** of those deaths would have been prevented.



 Excess African American cancer deaths

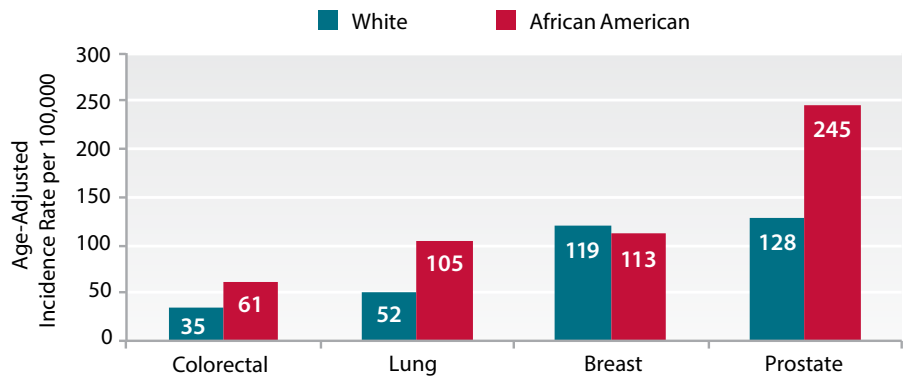
Incidence Rate by Cancer Type, 2006-2010

In Dane County, African Americans are **76% more likely** to be diagnosed with **colorectal cancer** than Whites.

African Americans are **twice as likely** to be diagnosed with **lung cancer** than Whites.

African American men are nearly **twice as likely** to be diagnosed with **prostate cancer** than White men.

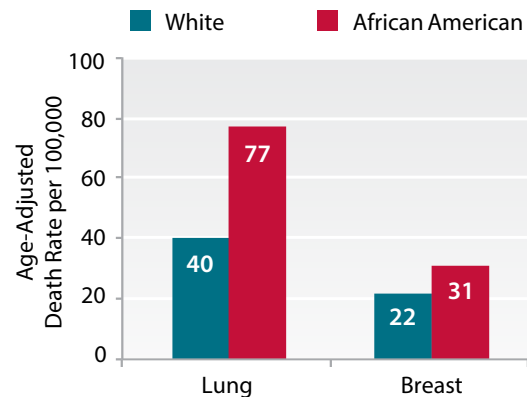
African American and White women have virtually the same risk of having **breast cancer**.



Lung and Breast Cancer Death Rates, 2006-2010

In Dane County, African Americans are nearly **twice as likely to die from lung cancer** than Whites.

African American women are **43% more likely to die of breast cancer** than White women.

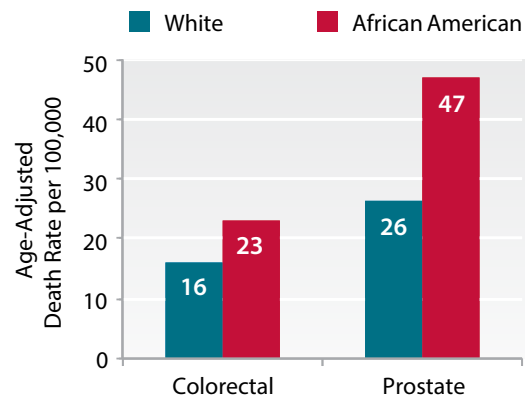


Colorectal and Prostate Cancer Death Rates, 2001-2010

Because of the small number of cases of colorectal and prostate cancer deaths in Dane County, one must look at 10 years of data to compare African American and White deaths.

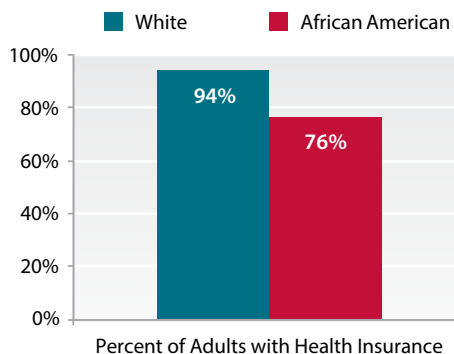
Looking at the last decade, African Americans are **43% more likely to die of colorectal cancer** than Whites.

African American men are **79% more likely to die of prostate cancer** than White men.



Adults with Health Insurance, 2012

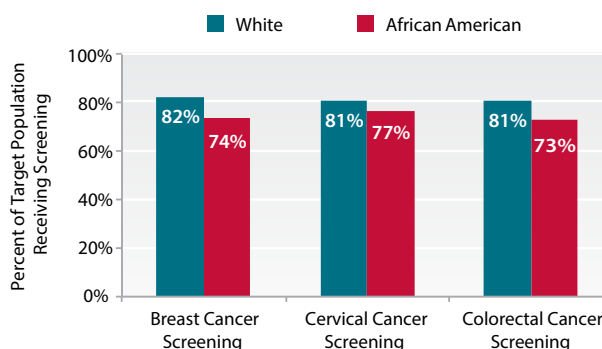
In Dane County, 94% of White adults have health insurance, compared to **76%** of African American adults.



Cancer Screenings, 2012

In one large health system in Dane County, about **3 in 4 African Americans receive recommended screenings** for breast, cervical and colorectal cancer.

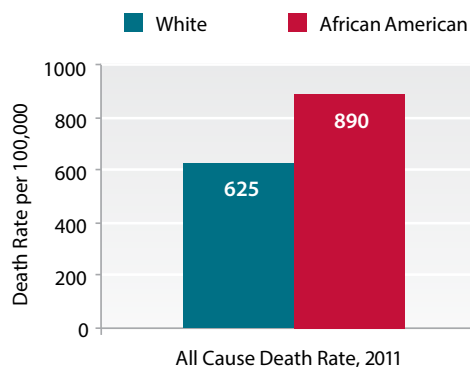
This is consistently lower than the screening rate for White patients.



GENERAL HEALTH OUTCOMES

In Dane County, the death rate for all causes for African Americans is **42% higher** than the White rate.

What's more, the **average age at death for African Americans is 50 years**, compared to 75 among Whites.

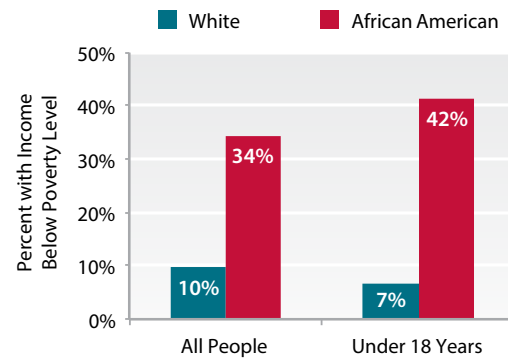


Poverty, 2006-2010

Poverty, unemployment and education all have an impact on health.

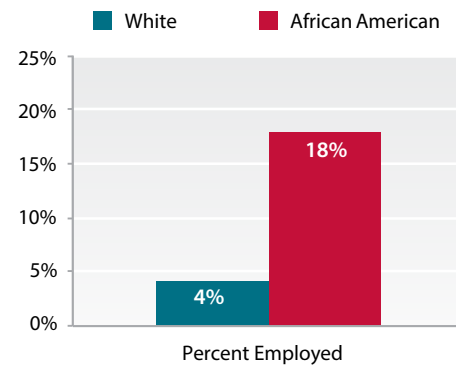
African Americans in Dane County are **3 times more likely to be poor** than Whites (10% vs. 34%).

What's more, **42% of African American children** in Dane County live in poverty. This is **6 times greater** than the White child poverty rate (7%).



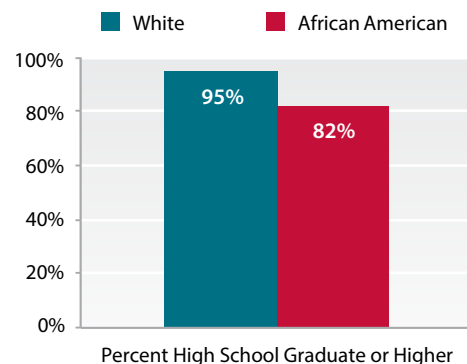
Unemployment Rate, 2006-2010

Nearly 1 in 5 (18%) African Americans are unemployed in Dane County. This is over **4 times higher** than the White unemployment rate (4%).



High School Graduates, 2006-2010

In Dane County, 95% of Whites are **high school graduates**, compared to **82%** of African Americans.





Carbone Cancer Center
UNIVERSITY OF WISCONSIN
SCHOOL OF MEDICINE AND PUBLIC HEALTH

Increasing the capacity of communities and the University of Wisconsin Carbone Cancer Center
to reduce inequities in cancer burden through research, outreach and education
610 N. Walnut Street, Madison, WI 53726

chdi@uwcarbone.wisc.edu chdi.wisc.edu

QUESTIONS OR COMMENTS ABOUT THIS REPORT?

Go to <http://tinyurl.com/ly52hqk> to provide anonymous feedback or email us at chdi@uwcarbone.wisc.edu

RESEARCH • COMMUNITY • OUTREACH • EDUCATION